

Since 1970 Flower Park

Hamamatsu Botanic Garden

Hamamatsu Flower Park

195 Kanzanji-cho, Chuo-ku, Hamamatsu City
Shizuoka Pref. 431-1209 Japan
TEL/053-487-0511 FAX/053-487-0833

For Shared-Admission Ticket Holders:
Please scan the back of your ticket on
QR code reader at the shared gate.

The shared gate closes at 16:00.

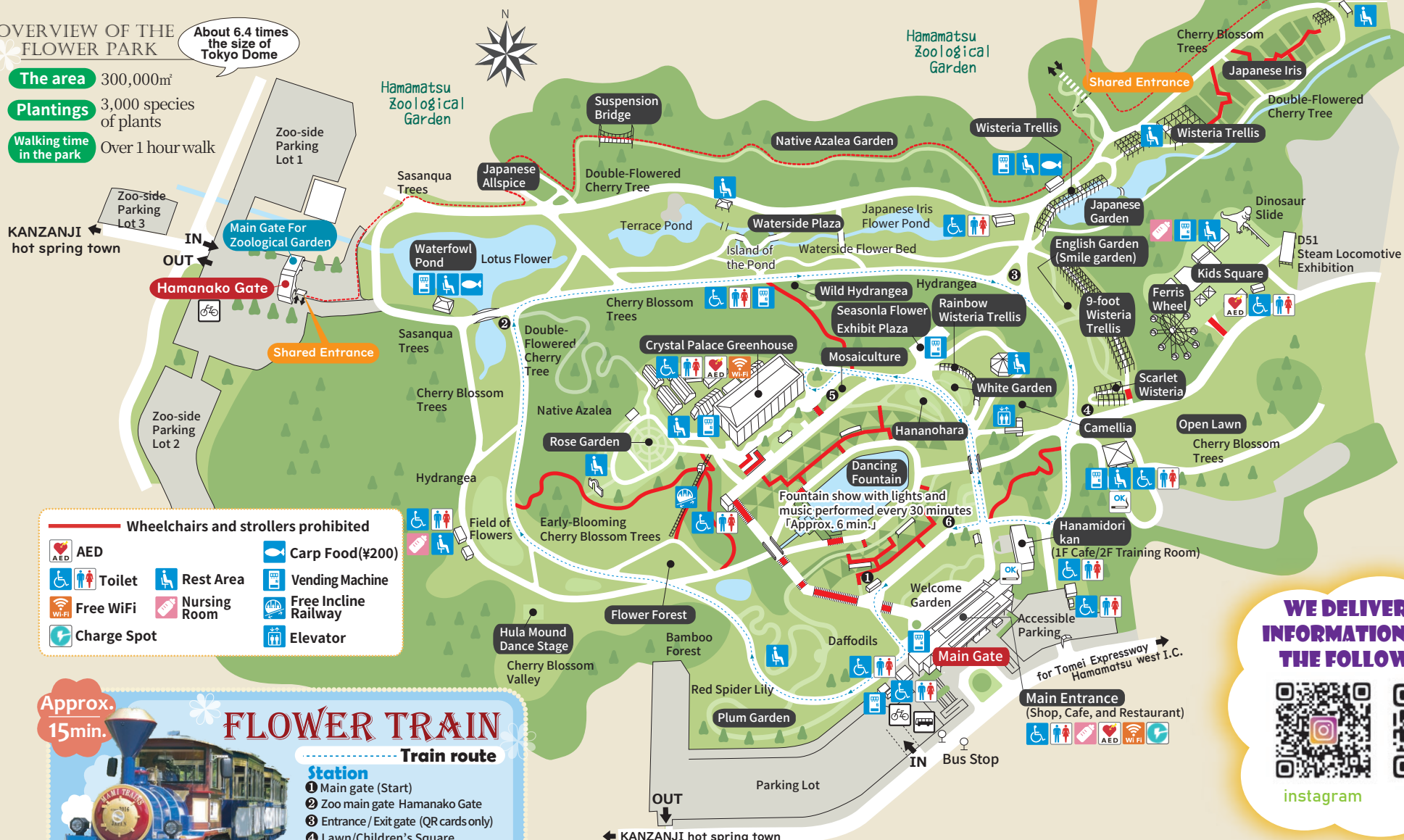
Guests entering the Zoo Main Gate or Flower Park
Hamamako Gate may return through either facility.



OVERVIEW OF THE FLOWER PARK

About 6.4 times
the size of
Tokyo Dome

- The area** 300,000m²
- Plantings** 3,000 species
of plants
- Walking time
in the park** Over 1 hour walk



Wheelchairs and strollers prohibited

- AED
- Toilet
- Free WiFi
- Charge Spot
- Rest Area
- Nursing Room
- Vending Machine
- Free Incline Railway
- Elevator
- Carp Food (¥200)

Approx.
15min.

FLOWER TRAIN

Train route

Station

- 1 Main gate (Start)
- 2 Zoo main gate Hamanako Gate
- 3 Entrance/Exit gate (QR cards only)
- 4 Lawn/Children's Square
- 5 Crystal palace (Green house)
- 6 Main gate (End)



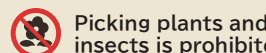
Fare
(per ride)

Children
(Age: 3 to 11) ¥50
Adult ¥100

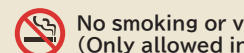
Runtime may vary due to unforeseen
circumstances.
Wheelchair friendly.
Route may change depending on the
season.



No pets allowed



Picking plants and
insects is prohibited.



No smoking or vaping inside the park.
(Only allowed in designated areas.)



WE DELIVER FLORAL
INFORMATION THROUGH
THE FOLLOWING SNS.



instagram



Facebook



FuraMaru